





ZFZ CRISALIS

TL TM TV TY RF PF CF WF
HH1F HH2F HH3F HH4F HH5F HH6F HH7F


- ID: DE000540974596
- NAAB: 198HO02222
- aAa: 234165
- GYWER x MR SALVATORE x POWERBALL P
- 1st Dam: ZFZ CRYSTAL 60 - -VG 87
- 2nd Dam: MOX CRYSTAL - - EX 90




PROCASEUS




OK ROBOT




SEXED SEMEN




GRAZING



CALVING EASE



HH FREE



INCOME

STRONG POINTS: Crisalis sires daughters with high yields and excellent maturation during lactation. Fantastic mammary system, quality udders ideal placement and lengths teats. Transmits balanced type, excellent conformation and strong feet and legs.

USE ON: Parallel, Geyser, Kitami, Poison, Nebula, Miura, Wendat, Rager red, Ranger red, Vanhalen, Montross, Duke, Padawan, Pellegrino, Zarek, Casper, Tabasco, Pursuit, Zazzle.

Last update: 2024 August

GPFT: +4719

IES: +911

ICS-PR: +942

Production

Milk	+1196
Pr. %	+0,16
Pr. kg	+60
Fat %	+0,08
Fat kg	+54
Daughters	964
Herds	256
Rel. %	97%

Management Traits

Sire calving ease	105
Daughter calving ease	107
Milking speed	93
SCS	112
Udder health	111
Longevity	112
Fertility	107
Feed Efficiency Index (PFE)	96
BCS	96
Grazing	111

Management Traits

Automated Milking Index	105
Heat Tolerance Index	114
Wellness Index	108

Milk qualities

K - casein	AA
Beta Casein	A1A2
Beta - Lactoglobulin	AA
Pro Caseus	104

TYPE	+1,50	LOW		HIGH
UDDER COMP.	+2,09	LOW		HIGH
FEET & LEGS COMP.	+2,01	LOW		HIGH
REL. %	95%	LOW		HIGH
STATURE	2.21	SHORT		TALL
STRENGTH	1.26	FRAIL		STRONG
BODY DEPTH	1.43	SHALLOW		DEEP
DAIRY FORM	1.49	RIGHT RIB		OPEN RIB
RUMP ANGLE	-1.61	HIGH PINS		SLOPED
THURL WIDTH	2.51	NARROW		WIDE
CONFORMATION	2.75	UNDES		DESIRABLE
REAR LEG SET	-1.31	STRAIGHT		SICKLE
REAR LEG REAR VIEW	3.42	HOCK-IN		STRAIGHT
FOOT ANGLE	2.50	LOW		STEEP
LOCOMOTION	0.92	LOW		HIGH
FORE ATTACHMENT	1.95	FRAIL		STRONG
REAR ATT. HEIGHT	1.98	LOW		HIGH
REAR ATT. WIDTH	1.49	NARROW		WIDE
UDDER CLEFT	1.06	WEAK		STRONG
UDDER DEPTH	2.61	DEEP		SHALLOW
FRONT TEAT PLMT.	1.45	WIDE		CLOSE
REAR TEAT PLMT.	-0.36	WIDE		CLOSE
TEAT LENGTH	0.92	SHORT		LONG